

Traditional Steam 3 Person Indoor Sauna

HS-T002A

ASSEMBLY/OPERATION INSTRUCTION



Notice

Thank you for buying our Product!

Please read the following contents before using the Product.

- **Warnings**

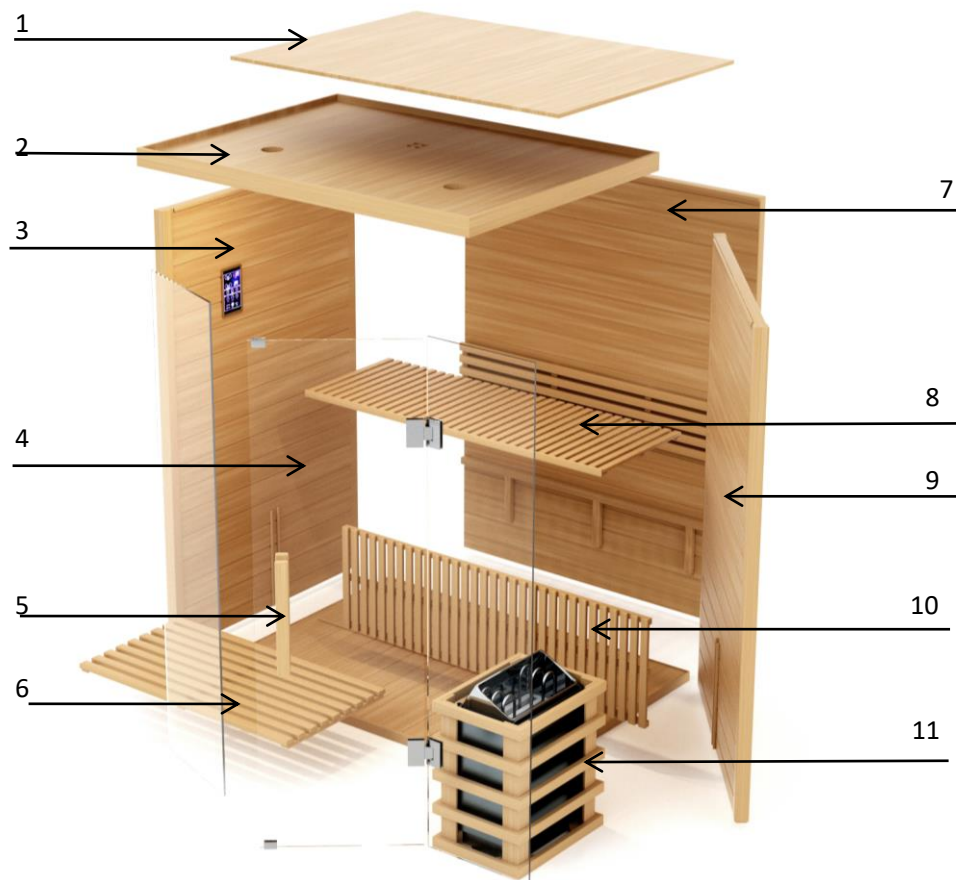
1. There are risks of low-temperature burns for sensitive skins, and for blood-flow disorders such as diabetes, blood pressure, heart disease.
Please check your skin conditions frequently whenever you are using it.
(We recommend that you should consult a doctor or an expert.)
2. Please do not use it during sleep, or after drinking.
It is strictly prohibited sleeping during the use of the Product as it may be exposed to burns even for healthy men.
3. Please consult an expert before using it, for pregnant women or after taking medicines or surgery.
4. It needs the attention of guardians when used by children or individuals who need protection.
5. It is a dry steamer, and you cannot use it with water inside.
6. Do not use electric devices such as a mobile phone in the sauna as it may cause an explosion.
7. Please turn off the power and unplug the power plug after use.
8. It needs the attention that does not allow children or pets to enter the sauna.
9. Do not take in the enclosed mugwort as it is an additive that enhances the effectiveness of the sauna.
10. Do not use this Product for other purposes other than the sauna.

- **Precautions for return**

1. Due to the nature of the Product, you cannot return it after use.
2. If you want to return it after use, then please send it in the same condition as it was.
3. When you return it in cases of necessity, you can claim damages against the broken goods caused during the shipment due to carelessness in packing or against for the missing components/free gifts.
4. In case of losing the box or Styrofoam protector, please return the goods under the guide of staff in the counseling center as the Product may be damaged.


Product Data

■ Product Name: Sauna Room	■ Main Body dimension:150x110x190(cm)
■ Power of use: 220-240V/50-60HZ	■ Weight: 216.2kg
■ Heater Power: 4500W	■ Operation temperature/hour:18~99°C/0~90 minutes
■ Wood Material: Hemlock	■ CE Certificate No:CTB210421037SX
■ Heater: Sauna Stove + Stone	■ EMC Test No: CTB210423030EX



- 1 DUSTER COVER 2 TOP BOARD 3 LEFT BOARD 4 GLASS DOOR
5 HANDLE 6 PEDAL BOARD 7 BACK BOARD 8 BENCH
9 RIGHT BOARD 10 BENCH FRONT BOARD 11 PROTECTION AND STOVE

Assemble Steps



Bottom Board

Back Board

Left Board



Right Board

Bench Front Board

Bench



Pedal Board

Protection

Stove



Top Board

Right Glass

Left Glass



Glass Door

Handle

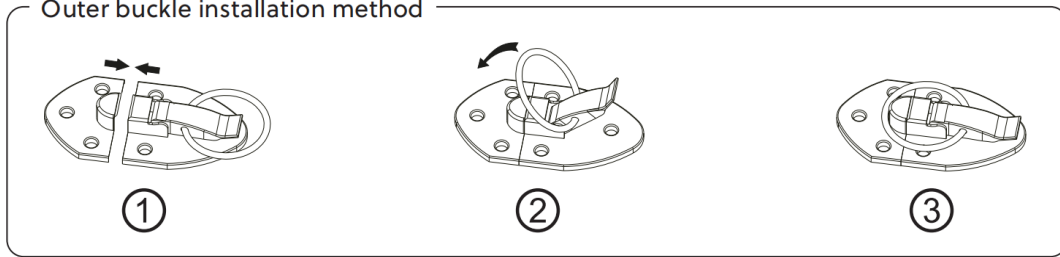
Duster Cover



Finished

LARGE WOOD BOARD ASSEMBLY


Outer buckle installation method



ELECTRICAL CONNECTION

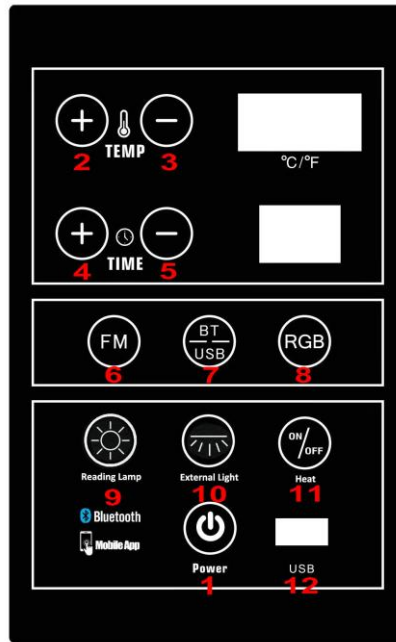


HINGE,HANDLE,COVER INSTALLATION



Usage of the Product

1. We recommend that you should dress casually.
 2. Use the Product after drinking 1 or 2 cups of water or fermented drinks, which may increase the effectiveness.
 3. It is recommended to use it after turning on the power and warm it up for about 20 minutes.
- **Instrument panel operation method**



Button Type Instrument Panel



APP Button Instrument Panel

Please refer to the controller operation manual.

Safety Precautions

- **What are low-temperature burns?**

The Low-temperature burns are not burns caused by high fever, high temperature, but burns that caused by a long period of exposure to heating elements higher than body temperature or exposure to red spots and blisters occurred when contacting with skin. It requires special attention as they occurred without being accompanied by subjective symptoms.

- **User **Cautionary Obligations** for protection of low-temperature burns**

1. **If you have diabetes, heart disease, or high blood pressure**, please consult an expert as they are parts of risk patients for the low-temperature burns.

In cases of the necessity for use, check your foot conditions every 10 minutes during use, and prohibits direct contact with ceramic balls of the floor or the inside wall of the container.

2. Even for healthy men, please check the foot skin conditions every 30 minutes, and stop using it immediately if there is anything wrong.
3. It is strictly prohibited sleeping during the use of the Product. It may be exposed to low-temperature burns.
4. It prohibits the use of the Product for pregnant women, physically challenged persons, drinkers, drug users, or after surgery.
5. Do not use when you have a cold, body aches, menstruation, and high body temperature.
6. Please stop using it when you feel it too hot.

- **Precautions for handling**

1. As this Product is electrical appliances of solid wood, it is prohibited to contact any liquids, including water, prohibited to use in wet places, wet floors, or bathrooms.
2. Unplug the power plug and keep the product by covering it with a towel after use.
3. Please be careful not to allow the children or pets to contact it.





Cleaning and management of the Product

- **Cleaning of the Product**

1. If water is injected into the inside container, wipe it with a dry towel and dry it.
2. Please use a vacuum cleaner when removing the foreign substances.
3. It prohibits the use of the bleach, dyes, and paint.
4. It is strictly prohibited disassembly of the Product as it cannot guarantee safety.

- **Current management of the Product**

1. Press the button on the instrument panel slightly. The power is not switched on if you press down the button.
2. Be sure to unplug and remove the power plug after use.
3. Do not use wet towels because it is an electrical Product. There may be a risk of electric shock.
4. Please contact a qualified person or Service center if the power cord is damaged.
5. Do not arbitrarily disassemble, repair, or modify the Product. There may be risks of fire and electric shock.

 <p>Prohibition of the use other than 220-240V</p>	<p>Do not use the voltage other than the alternate current of 220-240V.</p>	 <p>Prohibition of use in wet places</p>	<p>Do not use it when you wash or in a bathhouse.</p>
 <p>Plug Turn off</p>	<p>Be sure to unplug the power plug when you need to repair it.</p>	 <p>Provide AS services</p>	<p>Request an expert or AS center when you replace a power cord.</p>

-Please never disassemble, repair, or modify the Product other than by our installation engineer or repairing technician.

* It may cause fire or electric shock or cause injury due to abnormal operation.

-If used in conjunction with other instruments, there may be a risk of ignition due to abnormal generated heat caused by overloading.

-If used in a place where you can wash or in wet areas, it may cause fire and electrical shock.